

LARIMER COUNTY

2022

BUDGET

[BRIEF]

Larimer County's 2022 adopted operating budget is \$326.7 million. The total adopted budget, with non-operational governmental accounts, capital projects and disaster recovery costs is \$649.7 million.

LARIMER COUNTY BOARD OF COUNTY COMMISSIONERS



(From left) **Jody Shaddock-McNally**, District 3 ; **John Kefalas**, District 1; **Kristin Stephens**, District 2

COMMISSIONERS MESSAGE

The Larimer County Board of Commissioners and our staff have worked hard to craft a budget that responds to increasing demand for services, recovers from unprecedented disasters, takes account of uncertain economic conditions, and invests in capital projects that will enhance social equity in the community and offer better essential services to our residents, even more effectively.

LARIMER COUNTY ELECTED OFFICIALS



Bob Overbeck
Assessor



Angela Myers
Clerk &
Recorder



James A. Wilkerson IV M.D.
Coroner



Gordon McLaughlin
District Attorney



Justin Smith
Sheriff



Chad Washburn
Surveyor

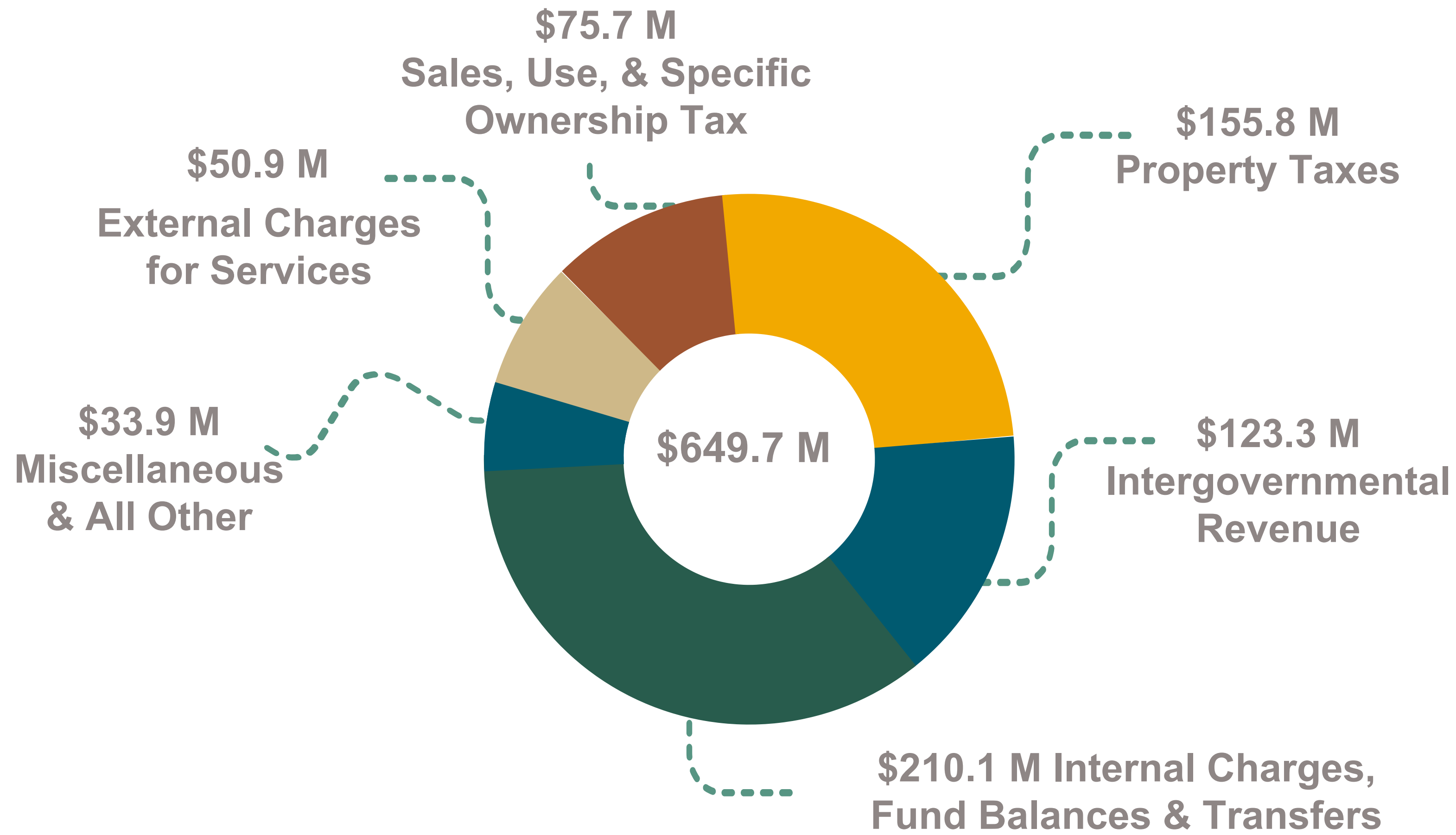


Irene Josey
Treasurer



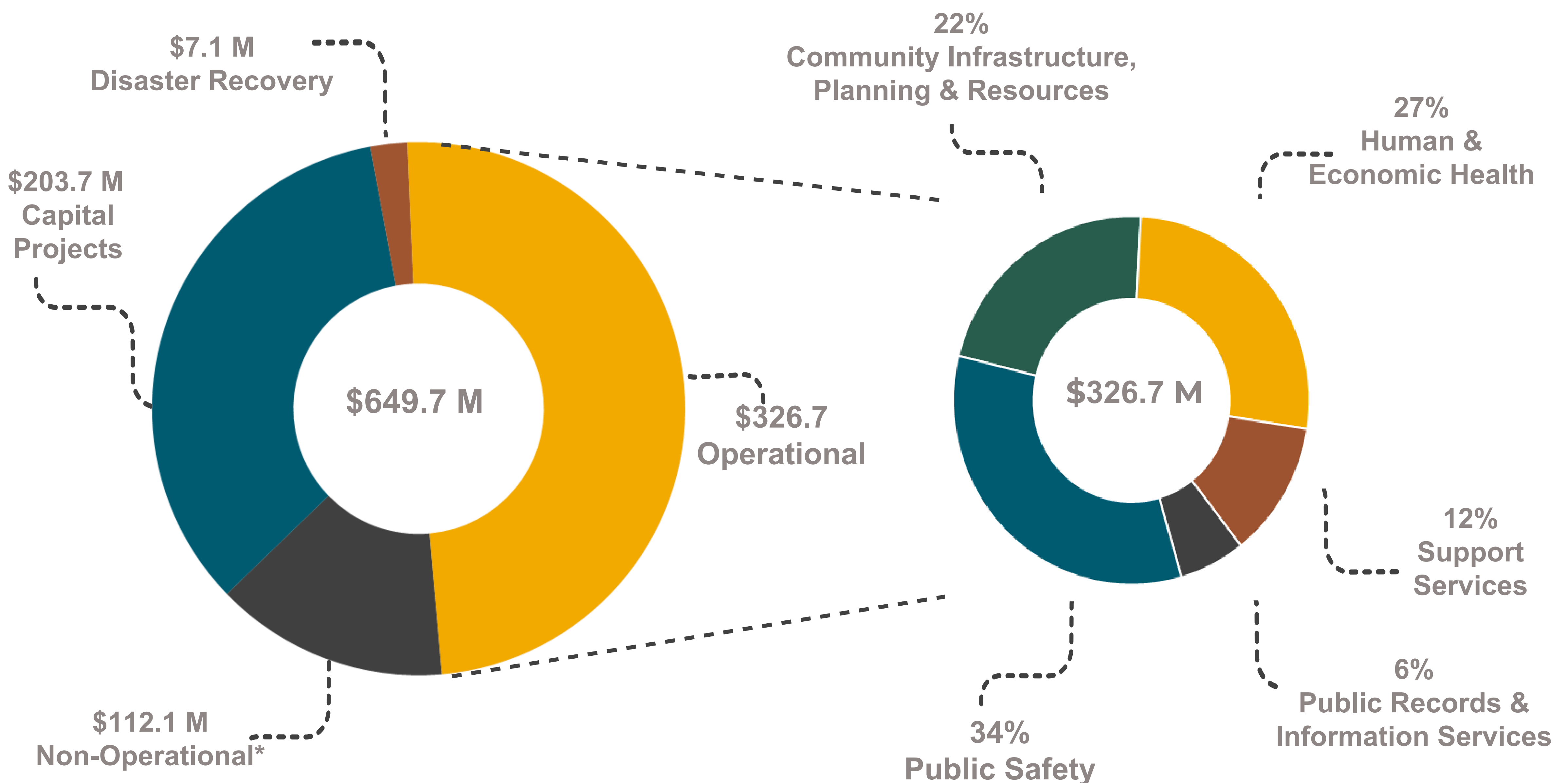
LARIMER COUNTY 2022 BUDGET BRIEF

2022 ADOPTED SOURCES OF FUNDS*



* These funding sources include all revenue in the total adopted budget

2022 ADOPTED USES OF FUNDS



* = Includes \$11.3 million in inter-fund capital transfers



2022 Tax Levy Summary

Mill levies are set by each taxing authority. The tax actually paid depends on the location and value of the property. This example is for a median-priced home in Fort Collins.

Start with your home's appraised value :

Example = \$408,020



Next, determine your property's assessed value
[appraised value] x 7.15%

$$\begin{aligned} \$408,020 \times 7.15\% \\ = \$29,173 \end{aligned}$$



Multiply the assessed value by the mill levy and divide by 1,000 to calculate the annual property tax:

$$\begin{aligned} \$29,173 \times \boxed{94.738 /} \\ 1,000 = \$2,763.79 \end{aligned}$$



Larimer County's share is 23%
or \$632.32 per year

(Excludes Foothills Gateway Inc.)

WHERE DOES YOUR PROPERTY TAX MONEY GO?


Note: Example based on \$2,763.79 in yearly taxes



Your School District
57% or \$1,581.38 per year



Foothills Gateway Inc.
1% or \$21.88 per year



Your Health District Services
2% or \$63.22 per year



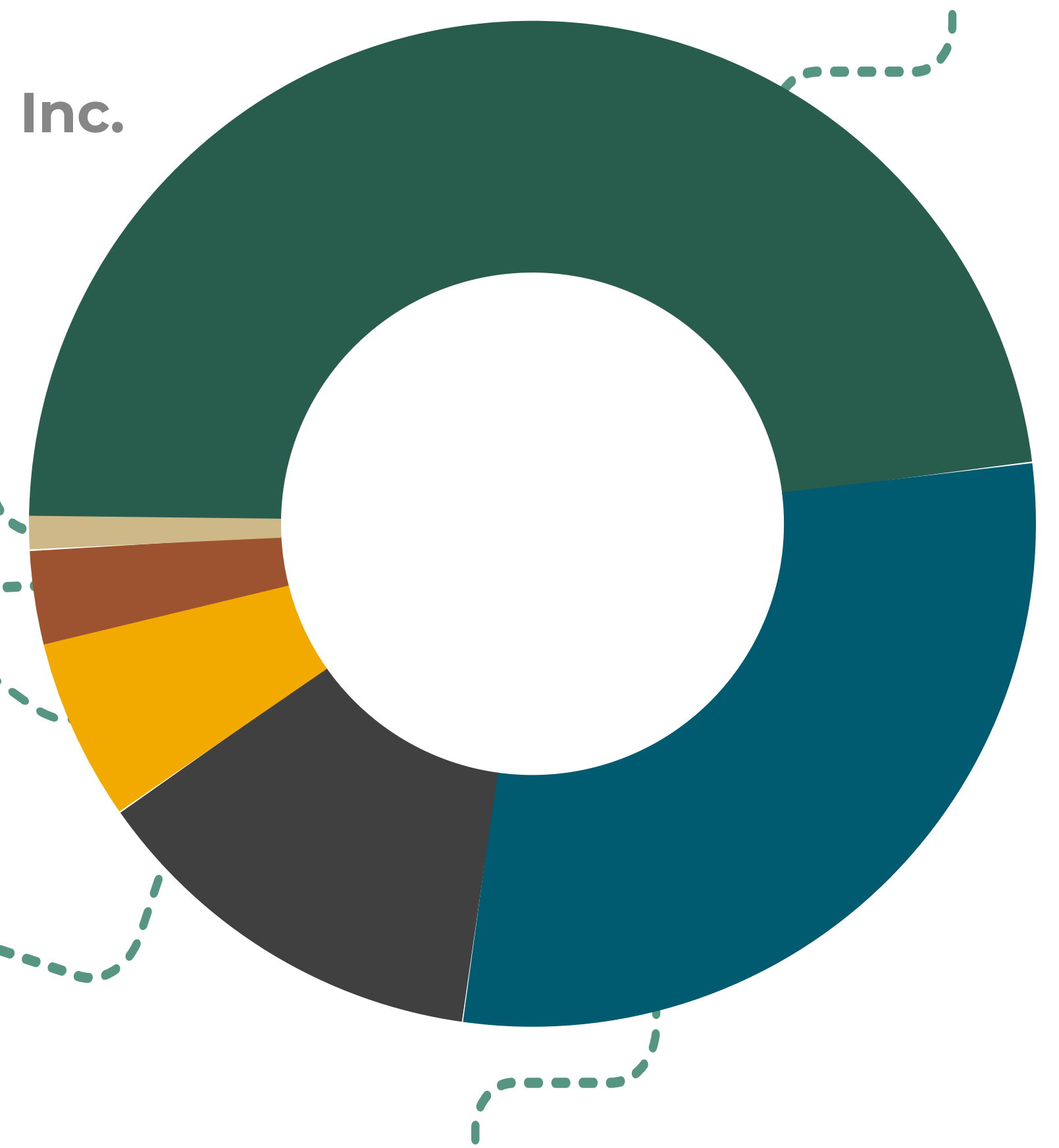
Other Districts (Water, Library, etc.)
6% or \$179.18 per year



Your City Government
10% or \$285.81 per year



County Government Services
23% or \$632.32 per year



MILL LEVY OF TAXING AUTHORITY

Taxing Authority	Mill Levy
School District	54.207
County Government Services	+ 21.571
County Abatements Levy	+ 0.104
Foothills Gateway Inc.	+ 0.750
County Government Total	22.425
City Government Services	9.797
Other Services (Water, Library, etc.)	6.142
Health/District Services	2.167
Total Mill Levy	94.738

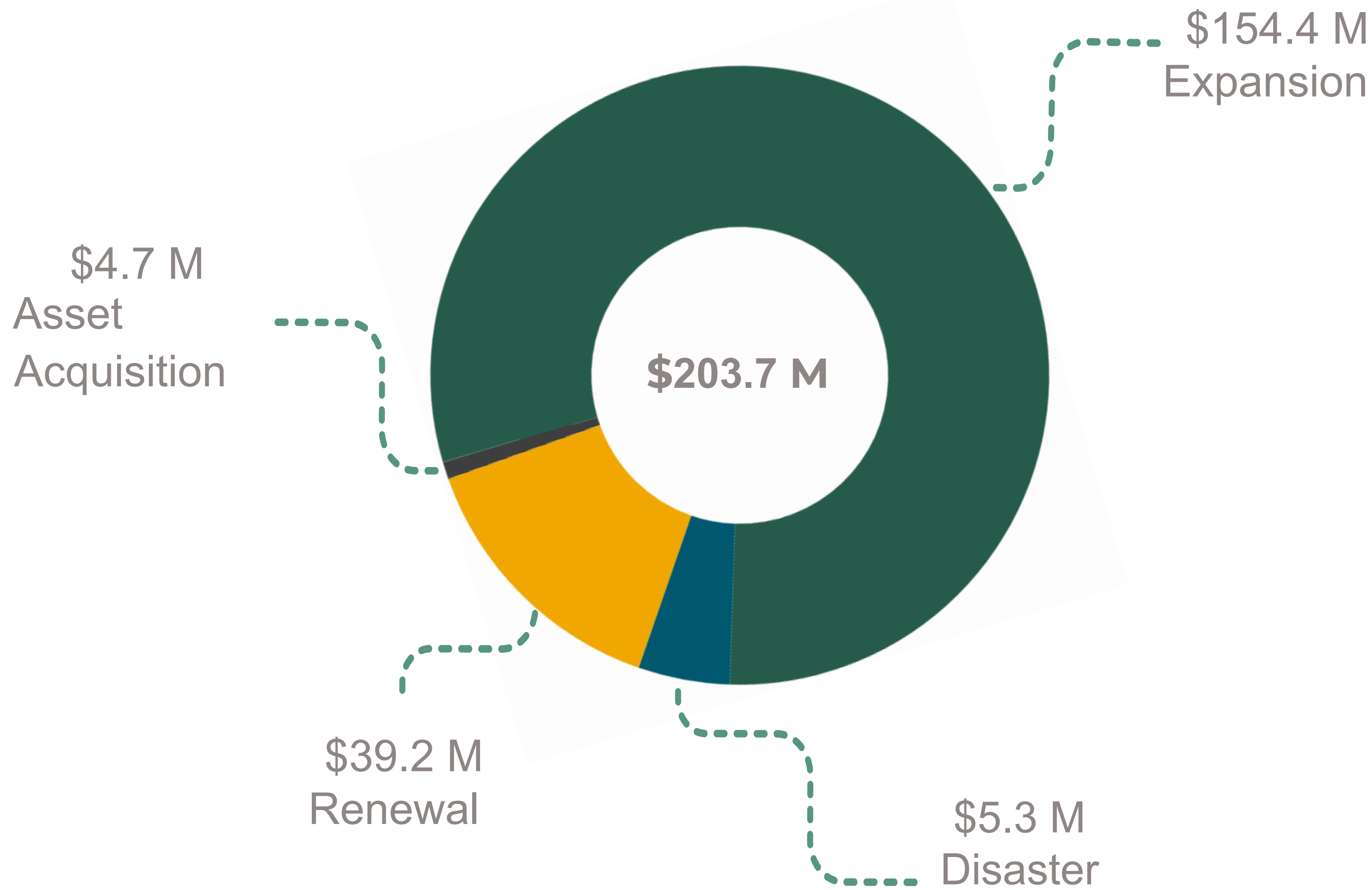




LARIMER COUNTY 2022 BUDGET BRIEF

Capital Improvement Plan Highlights

2022 Capital Projects by Type



FUNDED BY GENERAL FUND PROPERTY TAXES

EXPANSION	RENEWAL
Jail Improvement = \$22.3 M	IT Replacement - \$4.8 M
Criminal Justice Facilities Expansion - \$19 M	Facilities Replacement - \$1.6 M
New Fleet Campus - \$15.5 M	

FUNDED BY OTHER SOURCES

EXPANSION	RENEWAL	AQUISITIONS	DISASTER
Improvements at The Ranch - \$36.6 M	Solid Waste - \$24 M	Open Space Acquisitions - \$3.4 M	C.R. 47 - \$5.3 M
Behavioral Health Facility - \$30.6 M	Fleet - \$6.0 M	Road & Bridge Acquisitions - \$1.4 M	
Widen C.R. 70 - \$10.5 M	Road and Bridge - \$1.0 M		