



## Accessing the Larimer County Learning Center

1. Using Google, log in automatically via the link on the bboard or through the Google Chrome Desktop icon.



OR

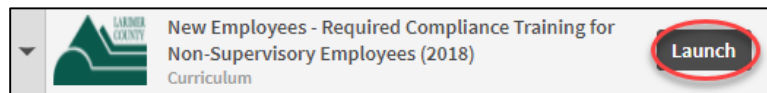


2. Please email [lctraining@larimer.org](mailto:lctraining@larimer.org) if you have difficulties accessing the LC Learning Center. If you are a temporary/seasonal employee, you may not be set up with Okta, so you will have to manually log in to the LC Learning Center at <https://larimer.myabsorb.com> and use your log in credentials from your enrollment email. Please email [LCTraining@co.larimer.co.us](mailto:LCTraining@co.larimer.co.us) if you are still experiencing log in difficulties and we will assist you as quickly as possible.

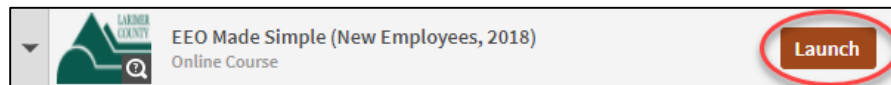
## Step by Step Instructions for Compliance Training

Please note: There might be slight variances in the titles based on compliance course bundle and year.

1. Access the training in which you are enrolled.
  - A. Annual Compliance: My Courses → Human Resources → Online Classes → Find annual compliance training for the current year.
  - B. New Employee Compliance (once enrolled): My Courses → Human Resources → New Employees → Find new employee compliance training for the current year.
2. Click "Launch" to access the compliance training content.

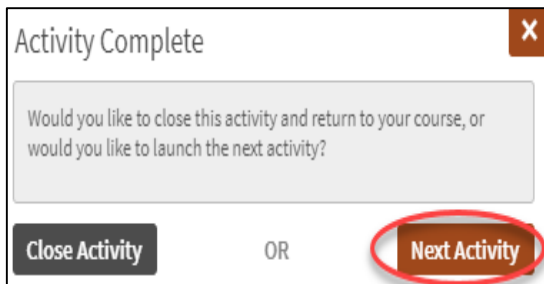


3. Click "Launch" next to EEO Made Simple.

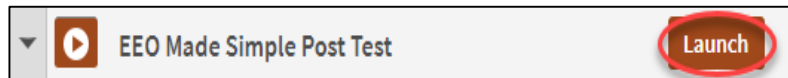


4. Click "Launch" next to the video, press the play button to watch the content, then the "Next Activity" button next to the quiz to take the 10 question quiz. You can either click "Next Activity" to be taken directly to the quiz or click "Close Activity" and then launch the quiz.

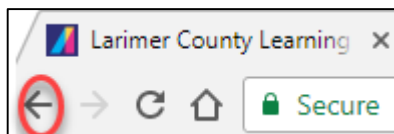




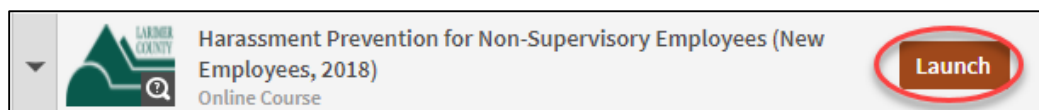
OR



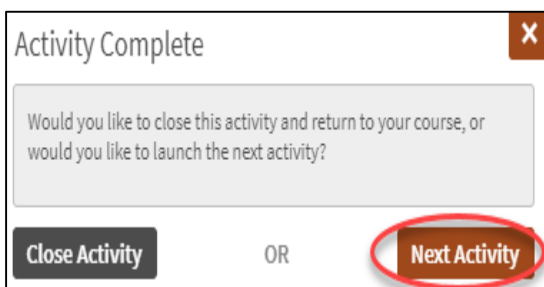
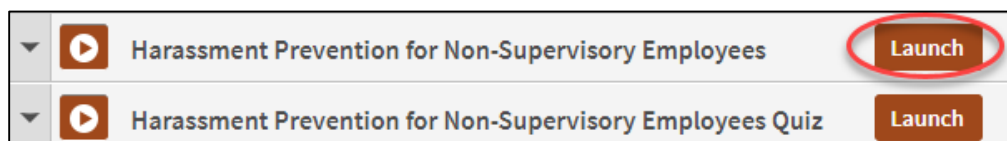
5. Once you complete the quiz and close the activity, click the back arrow on the browser – you are not complete yet, there are 3 more parts.



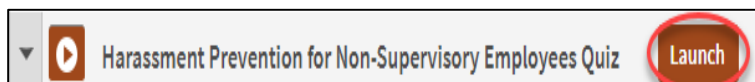
6. Click "Launch" next to the Harassment Prevention content (either for Supervisors or for Non-supervisors depending on your position).



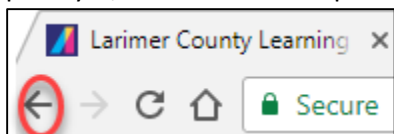
7. Click "Launch" next to the video, press the play button to watch the content, then the "Launch" button next to the quiz to take the 10 question quiz. You can either click "Next Activity" to be taken directly to the quiz or click "Close Activity" and then launch the quiz.



OR



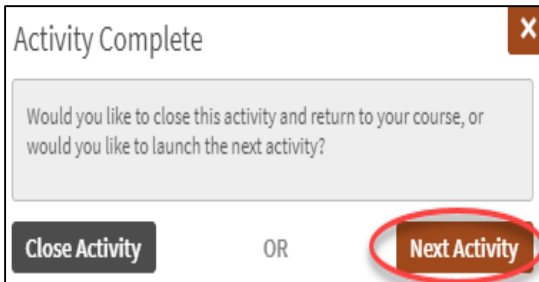
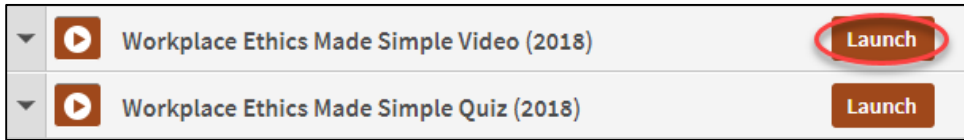
8. Once you complete the quiz and close the activity, click the back arrow on the browser – you are not complete yet, there are 2 more parts.



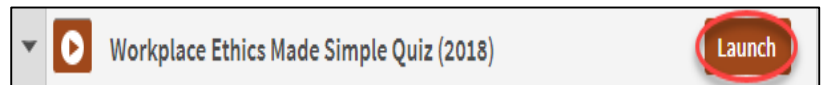
9. Click "Launch" next to Workplace Ethics Made Simple.



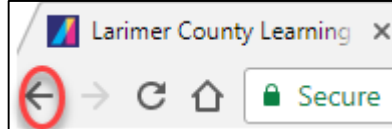
10. Click “Launch” next to the video, press the play button to watch the content, then the “Launch” button next to the quiz to take the 8 question quiz. You can either click “Next Activity” to be taken directly to the quiz or click “Close Activity” and then launch the quiz.



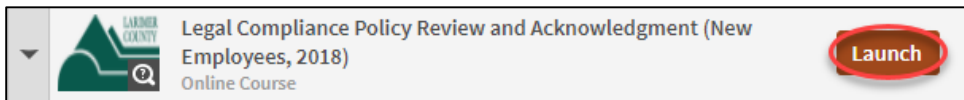
OR



11. Once you complete the quiz and close the activity, click the back button on the browser – you are not complete yet, there is 1 more part.



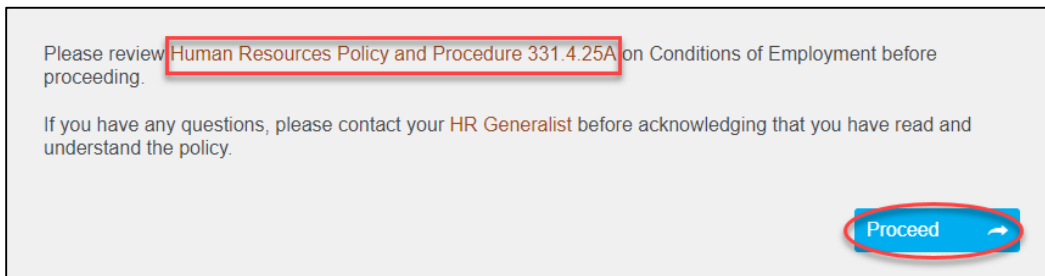
12. Click “Launch” next to the Legal Compliance Policy Review.



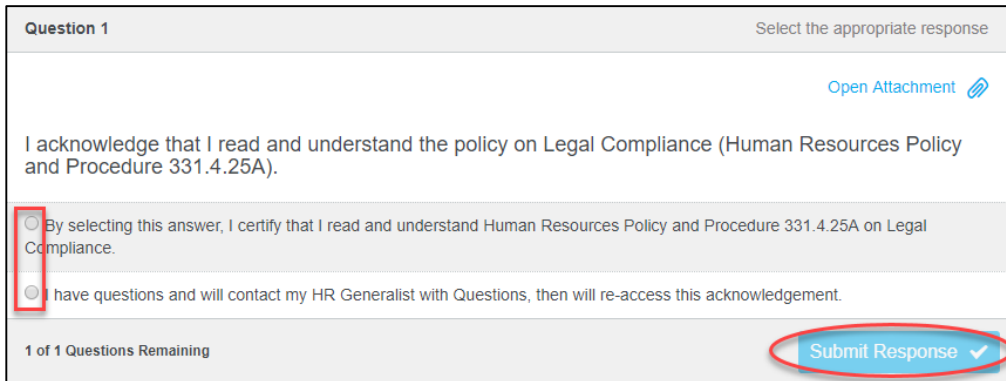
13. Click “Launch” again.



14. Click on the link in the message to read over policy, then click the blue “Proceed” button to acknowledge reading and understanding policy.



15. Select the appropriate radio button that you either read and understand the policy or that you have questions, will contact your [generalist](#), and then re-access the policy acknowledgement, then click “Submit Response”.



Question 1 Select the appropriate response

[Open Attachment](#)

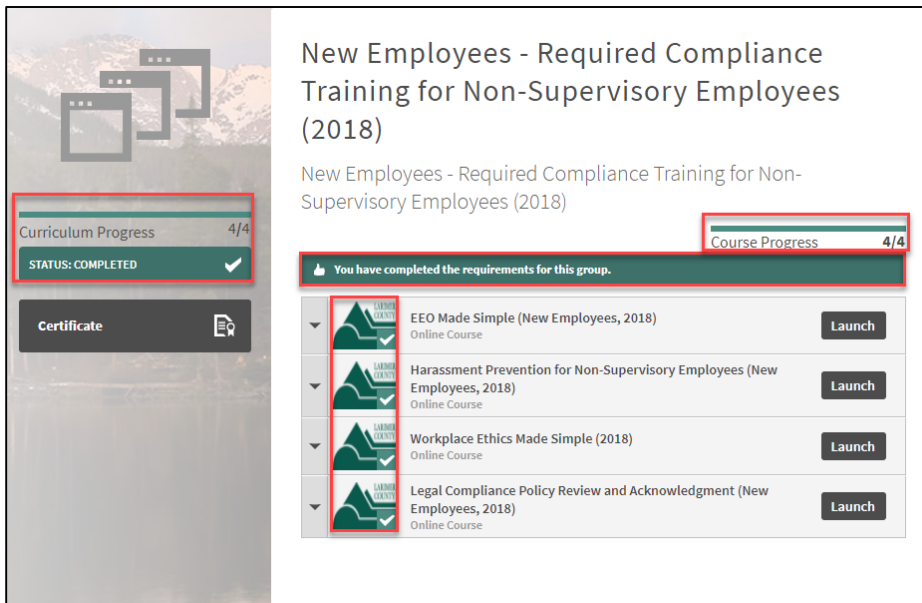
I acknowledge that I read and understand the policy on Legal Compliance (Human Resources Policy and Procedure 331.4.25A).

By selecting this answer, I certify that I read and understand Human Resources Policy and Procedure 331.4.25A on Legal Compliance.

I have questions and will contact my HR Generalist with Questions, then will re-access this acknowledgement.

1 of 1 Questions Remaining **Submit Response** ✓

16. You will know you are complete because there will be green checkmarks next to all 4 parts of the training, the brown status bar above the training content will turn green with messaging stating you are complete, and you will receive a confirmation email.



New Employees - Required Compliance Training for Non-Supervisory Employees (2018)

New Employees - Required Compliance Training for Non-Supervisory Employees (2018)

Curriculum Progress 4/4 Course Progress 4/4

STATUS: COMPLETED ✓

**You have completed the requirements for this group.**

	EEO Made Simple (New Employees, 2018) Online Course	<b>Launch</b>
	Harassment Prevention for Non-Supervisory Employees (New Employees, 2018) Online Course	<b>Launch</b>
	Workplace Ethics Made Simple (2018) Online Course	<b>Launch</b>
	Legal Compliance Policy Review and Acknowledgment (New Employees, 2018) Online Course	<b>Launch</b>

### **The video isn't launching or won't play**

1. Make sure you are using Google Chrome or Firefox. If you are using either of those browsers and are still having issues, make sure your pop-ups are not disabled. If needed, here are instructions for allowing popups with [Chrome](#) and [Firefox](#).

### **I am getting an error trying to access the LC Learning Center through the link in the email or the desktop icon.**

1. The link on the bboard and the desktop shortcut both use Okta single sign on and will not work if you are on VPN or VDN. If you wish to log in through Okta, please go to

<https://larimer.okta.com> and sign in with your active directory log in credentials. If you are a temporary/seasonal employee, you may not be set up with Okta, so you will have to manually log in to the LC Learning Center at <https://larimer.myabsorb.com> and use your log in credentials from your enrollment email. Please email [LCTraining@co.larimer.co.us](mailto:LCTraining@co.larimer.co.us) if you are still experiencing log in difficulties and we will assist you as quickly as possible.